

# The Past is a Crooked Game

## A Case for New York Noir

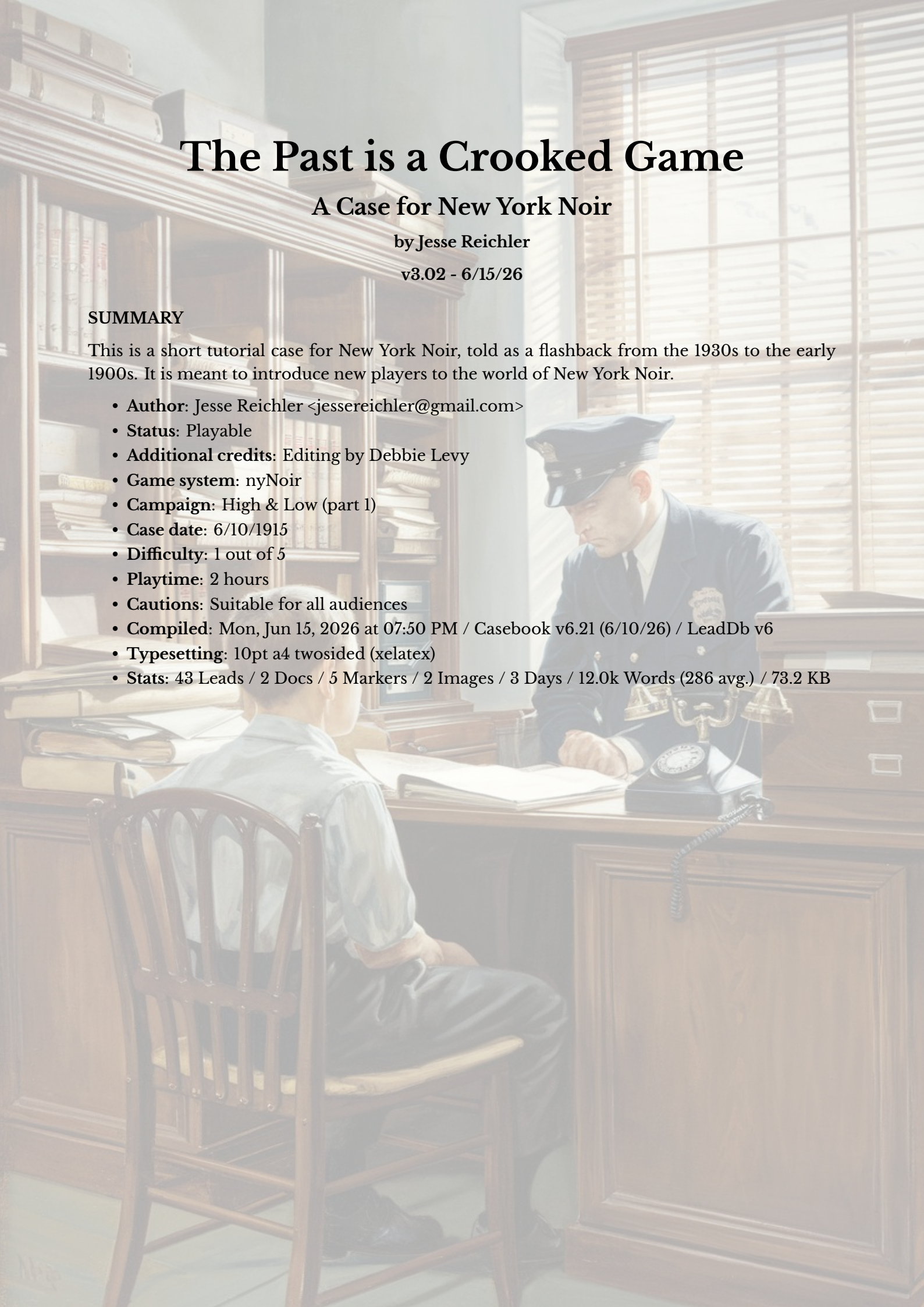
by Jesse Reichler

v3.02 - 6/15/26

### SUMMARY

This is a short tutorial case for New York Noir, told as a flashback from the 1930s to the early 1900s. It is meant to introduce new players to the world of New York Noir.

- **Author:** Jesse Reichler <jessereichler@gmail.com>
- **Status:** Playable
- **Additional credits:** Editing by Debbie Levy
- **Game system:** nyNoir
- **Campaign:** High & Low (part 1)
- **Case date:** 6/10/1915
- **Difficulty:** 1 out of 5
- **Playtime:** 2 hours
- **Cautions:** Suitable for all audiences
- **Compiled:** Mon, Jun 15, 2026 at 07:50 PM / Casebook v6.21 (6/10/26) / LeadDb v6
- **Typesetting:** 10pt a4 twosided (xelatex)
- **Stats:** 43 Leads / 2 Docs / 5 Markers / 2 Images / 3 Days / 12.0k Words (286 avg.) / 73.2 KB





# Table of Contents

<b>Front Matter</b>	<b>1</b>	5-1290	36
Cover Page	1	5-7469	37
Table of Contents	3	5-8755	37
Instructions	4	6	38
Log sheets	8	6-2532	38
<b>Prelude</b>	<b>13</b>	6-5810	38
Introduction	13	6-6463	38
		7	39
<b>Day One</b>	<b>15</b>	7-0031	39
Manhattan Police Headquarters, 240		7-3019	39
Centre St, 2nd floor	15	7-4111	39
Sam's tips for using the directories	16	7-5502	39
Getting ready to head out	17	7-6143	39
Evening of Day 1	20	7-6392	40
		7-8245	40
<b>Day Two</b>	<b>23</b>	7-8927	40
Morning Crosswords	23	7-9760	40
Evening of Day 2	26	8	41
		8-0150	41
<b>LEADS</b>	<b>27</b>	8-1469	41
1	28	8-3848	41
1-1978	28	8-5257	41
1-2708	28	8-5893	41
1-7062	28	8-6011	41
1-9030	29	8-8699	41
2	30	<b>DOCUMENTS</b>	<b>43</b>
2-5650	30	Document 1	45
2-5808	30	Document 2	47
2-6479	30	<b>END</b>	<b>49</b>
2-8920	31	Conclusion	49
3	32	Questions	50
3-1851	32	Solving the case back at Police HQ	52
3-4564	32	Epilogue - Brooklyn Heights 1935	52
3-4870	32	Final Scoring	54
3-7923	33	Postscript: Behind the Scenes	55
4	34	Full Walkthrough	56
4-0250	34	<b>HINTS</b>	<b>59</b>
4-0544	34	Hint for Marker A1	60
4-2821	34	Hint for Marker B1	60
4-3500	34	Hint for Marker C1	60
4-5360	34	Hint for Marker D1	60
4-5705	34	Hint for Marker E1	61
4-5833	35	Horton's Ice Cream	61
4-9971	35	Help I'm Lost	61
5	36		
5-1068	36		

# Instructions

To play this case you will need the latest full directory set for New York Noir (<https://nynoir.org/downloads>), including:

- White, Yellow, and Reverse Directories
- Map Atlas w/ interleaved Neighborhood Guide
- Quick Start Guide, Rulebook, Research Guide, and Navigation Guide

## Printouts

Additionally, you should print out the following sheets to write on (copies are included in this case book on subsequent pages):

- A Case Tracking sheet
- One Daily Log sheet for each day of the case (2)

## Looking up Leads

- Use the table of contents at the start of this casebook to look up leads.
- Looking up a lead that has no entry does not cause time to pass, neither does re-reading a previously visited lead.

## Tracking Time

This case unfolds over a maximum of 2 days:

- At the start of each day use a new Daily Log sheet and record the day #, date, and day of week.
- On the top row record the starting time for the day.
- Keep track of every lead you visit and the time of each visit.

## Canvas Action

This case supports the use of the **canvas** action:

- Make sure you understand how the Canvas action works, as described in the rulebook.
- Canvas leads, which are found in the Reverse Directory, allow you to search around an entire block for witnesses and evidence.
- Unlike normal leads, if you attempt to look up a lead # for a canvas action which is *not* found in the case booklet, you must record 1 demerit and 1 hour of time, to reflect the time consuming nature of the action.

## Events

At the start of each day you will schedule an **evening event** that triggers at a specific time:

- Record this in the **Scheduled Events** section at the bottom of the current day's Daily Log sheet.
- When you reach or pass this time, finish any in-progress action and then go to the event lead.
- Typically, this evening event will let you know whether to end your current day immediately, or whether you must enter **overtime** in order to find certain markers first.
- Whatever the case, you will find instructions on what to do in the evening event.

### **Detective's Research Guide**

You will need the double-sided Detective Research Guide sheet which lists several dozen common places you might go to look up various information.

### **Hints**

There is a hint section at the back of this casebook:

- Consult a hint if you are having trouble finding a required marker that must be found before the end of the day; the first hint will usually give you some idea of what you are looking for.
- Consult a hint if you encounter difficulty working with canvas.

### **General Tips**

- Unless otherwise specified, if you visit a lead that requires a marker that you don't currently have, you can come back when you do.
- Most people tend to work in the same neighborhood where they live.
- Most people stick to the neighborhood where they live or work.

# DETECTIVE'S RESEARCH GUIDE

Below is a (non-exhaustive) list of the most common resources for doing research on a variety of topics. Even if they don't have exactly what you need, they may be able to point you to somewhere that will.

## Police (NYPD)

- Central police records: **NYPD - Police Headquarters [ 7-8245 ]**
- Coroner & chief medical examiner: **NYPD - Chief Medical Examiner [ 4-7384 ]**
- Other police records & departments: See Yellow Pages for Police (NYPD) - Special Units & Offices
- Labs and evidence analysis: See Yellow Pages for Police (NYPD) - Labs
- Local police: See local neighborhood NYPD Precincts

## Other Investigatory Agencies

- Military Intelligence: **U.S. Army Building [ 8-0608 ]**
- International Affairs: **State Department [ 5-1254 ]**
- Central postal investigations & records: **U.S. Central Post Office [ 1-0188 ]**
- Organized counterfeiting investigations & records: **U.S. Treasury [ 7-3449 ]**
- Smuggling investigations & records: **U.S. Customs House [ 7-5838 ]**
- Federal crime investigations: **FBI Field Office [ 6-6675 ]**
- Arson: **FDNY Borough Command [ 6-4587 ]** & **NYPD - Arson Investigation Lab [ 7-9687 ]**
- Local FDNY arson investigations: See local neighborhood FDNY Stations

## Courts and Criminal Justice Records

- Criminal and civil court records: **County Law Clerk (Hall of Legal Records) [ 6-9565 ]**
- Ongoing & open criminal cases: **Manhattan District Attorney / Prosecutor's Office [ 6-3675 ]**
- Information, records, gossip regarding Lawyers: **Association of the Bar [ 4-3094 ]**
- Prison, Probation, Parole records: **NYC Department of Corrections & Probation [ 5-5770 ]**
- Courthouses: See Yellow Pages

## Other Government Offices & Records

- General city records archive: **Office of City Clerk [ 3-6861 ]**
- Birth certificates & death records: **Registrar of Births & Deaths [ 8-9869 ]**
- Marriage & divorce records: **Registrar of Marriage & Divorce [ 7-1950 ]**
- Welfare records: **NYC Department of Social Services [ 2-8395 ]**
- Building permits & construction records: **NYC Department of City Planning [ 8-5257 ]**
- Property & tax records: **NYC Department of Finance [ 6-5810 ]**
- Education records: **NYC Department of Education [ 6-4231 ]**
- Political office records: **NYC Board of Elections [ 3-8302 ]**
- High-level city management: **City Hall (Mayor's Office) [ 8-4648 ]**
- Bankruptcy filings & records: **U.S. Bankruptcy Court [ 6-6093 ]**
- Restaurant Inspections & Health records: **NYC Department of Health [ 8-8325 ]**
- Sport licensing, gambling: **NYC Commission on Athletics [ 6-8189 ]**
- Trash Collections: See local neighborhood Garbage Removal companies
- For more government offices: See Government Offices in Yellow Pages

*continued on next page...*

## Transportation, Travel, Communications

- Interstate travel: **NYC Department of Transportation** [ 8-2357 ]
- Drivers license & vehicle registration: **NYC Department of Motor Vehicles (DMV)** [ 1-8786 ]
- Parking ticket records: **NYC Department of Parking Enforcement** [ 7-2889 ]
- International travel records: **Passport Bureau at Treasury Building** [ 8-5191 ]
- Centralized taxi info: **Central Cab Coordinator** [ 4-2821 ]
- Telephone records: **New York Bell Telephone** [ 4-3721 ]
- Centralized telegram/telegraph records: **Western Union Telegraph Headquarters** [ 8-4019 ]
- Local telegram/telegraph records: See local neighborhood Telegraph Stations
- Foreign Countries (travel, criminal histories, etc.): See Embassies & Consulates

## General Information

- New York Public Library:
  - **Information Desk** [ 6-7401 ]
  - **Architecture & Design** [ 7-7045 ]
  - **Arts & Entertainment** [ 8-8723 ]
  - **Business & Finance** [ 2-4500 ]
  - **Circulation Desk (checkout records)** [ 4-2384 ]
  - **Culture & Sociology** [ 2-6099 ]
  - **Fiction & Literature** [ 1-6610 ]
  - **Genealogy & Ancestry Records** [ 5-1517 ]
  - **General Reference** [ 5-7011 ]
  - **History & Biography** [ 1-8347 ]
  - **Maps & Geography** [ 8-5503 ]
  - **Mathematics & Academics** [ 4-4423 ]
  - **Periodicals & Newspapers** [ 6-4164 ]
  - **Psychology & Self Help** [ 7-6987 ]
  - **Religion & Philosophy** [ 4-3737 ]
  - **Science & Technology** [ 4-7981 ]
  - **Special Collections & Rare Books** [ 3-7042 ]
  - **Supernatural & Occult** [ 4-7978 ]

## Newspaper Contacts

- **The New York Times** [ 6-8666 ] (paper of record)
- **The Daily News** [ 7-0584 ] (local news)
- **The New York Post** [ 8-5064 ] (local news)
- **The Daily Mirror** [ 2-9326 ] (gossip/sensational rag)
- **The Evening Graphic** [ 6-0755 ] (scandalous trash rag)
- **The Wall Street Journal** [ 6-2538 ] (financial news)
- **Spring 3100 NYPD Magazine** [ 2-4913 ] (police & crime news)
- **Vanity Fair Magazine** [ 4-1647 ] (high society)
- **Harpers Bazaar Magazine** [ 5-3101 ] (fashion / family)
- **The New Yorker** [ 1-1004 ] (high-brow essays/fiction, etc.)
- **Art News** [ 6-8647 ] (art world news)
- **Variety Magazine** [ 1-8685 ] (film and theater news)
- **Billboard Magazine** [ 3-6699 ] (local music scene)







## SPECIAL NOTES

- This is a tutorial case, do not hesitate to read a hint if you get stuck!
- There is a complete solution walkthrough for the case, if you just want to read a summary of how an experienced player could have solved it.



# Prelude

---

*“The past and the present are within my field of inquiry, but what a man may do in the future is a hard question to answer.”*

*- Sherlock Holmes*

---

## Introduction

9 AM - Saturday, June 15th, 1935

I'm standing in my boxer shorts in the kitchen of my little studio apartment in Brooklyn Heights, staring at the coffee pot on the stove. It feels like it's 100 degrees in this place. I could still try to go back to bed but it's hard to sleep in this heat. Or I could go grab that old dusty bottle of Macallan down from the top shelf. My brain's not working yet and I can feel it drifting off.

My dad would have been 78 today. I can feel my stomach tighten up when I think about it. I pull the step stool over and get the bottle down, along with the old glass that sits up there next to it. I blow out the dust and wipe it out with my shirt.

He was a serious man, my dad. I can't remember him ever telling a joke. Hell, I can't remember him ever laughing at a joke. I guess he had a tough life, or maybe that was just who he was. Maybe he laughed when he was at work.

He was just a kid when my grandparents loaded him aboard a boat on the southern shore of England and took their chances in the New World. I guess he didn't do too bad in the end... At one time he was the top homicide detective in New York City. But then, it came at a cost, didn't it?

I pour myself a slug of whiskey and look up at the ceiling fan. I think back to how sharp he looked in his dress uniform and how proud he was, back before things all went wrong.

With the whiskey comes a memory I haven't thought of for a long time. A hot summer day a lot like this one, but 20 years ago. That morning I took the train into Manhattan with my father to his office in the Centre Street police headquarters. It seems to me I had gone in with him a few times before that, but that's the only day I have a real memory of. It was my 14th birthday that day and I remember thinking there was something different about the way my father had been talking to me lately. His words had a little more weight behind them. I remember he had me pull up a chair in front of his desk, and I remember thinking "this is serious..."

*[Continue to next entry...]*



# Day One

---

*“Childhood is the first great adventure of the human mind.”*

*- Sherlock Holmes*

---

## Manhattan Police Headquarters, 240 Centre St, 2nd floor

10 AM - Thursday, June 10th, 1915

It’s my 14th birthday and I’m on summer vacation from school. I’m sitting in a wooden chair on the 2nd floor of Police Headquarters on Centre Street, facing my father, who’s peering over his desk at me like the world is resting on his shoulders. Other kids might be hoping for a party or a new toy on their birthday, but me, there’s no place I’d rather be.

“Jack,” he says, “how do you feel about giving your old man a hand today, and helping me with something?”

There’s a pause then, where I should be answering him, but there’s no words coming out of my mouth and I’m in some kind of slow motion trance. There’s electricity in the air.

“There was a robbery yesterday at the bakery across the street. Jack, the thief may be armed with a knife, so you need to be careful, do you understand?”

From the center drawer he pulls out a sheet of paper and slides it over to me.



Circle **Document 1** in your case log. You have gained access to **Document 1** (Memo sheet on Jacob Thomson), which can be found at the back of this case book on [page 45](#).

“This guy here is our main suspect: Jacob Thomson. He was supposed to come in this morning for an interview, but he never showed. So we need to find him.”

There’s a long pause, but I still haven’t found my voice and I can’t take my eyes off the sheet in front of me.

“I’d do it myself, Jack, but I need to be here to answer the phones, and everyone else is busy.” I turn to look around at the bullpen but he stops me.

“Jack, look at me,” he says, and I turn back to him. “You don’t have to bring him in, you just have to find him. Do you understand?” I still can’t speak, but I nod my head – yes, I understand.

“Okay,” he says, “good.”

He opens a desk drawer near his left foot and pulls out a stack of books, which he drops on the desk with a loud “thump.”

CONTINUED ON NEXT PAGE

“If you’re going to be useful, you’re going to need to familiarize yourself with these directories. Have a look through them, and when you’re ready for some tips on how to use them, let me know.”

*[Continue to next entry...]*



## Sam’s tips for using the directories

“OK, let me show you how to use these directories.” He slides a thick book over to me. “This is the **Manhattan White Pages**. Here you’ll find a complete list of residents, businesses, and government offices, listed *alphabetically*. If you know someone’s last name or the name of a business, you can look it up here. You’ll find the person’s street address, their neighborhood block number, and their phone number, which you can use to contact them.”

“Next, we have the **Manhattan Yellow Pages**, which lists businesses and offices organized by business type. If you know the kind of business you’re looking for, let’s say a bank or a subway station, you can look them up here. There’s even an index in the front if you aren’t sure what kind of business you’re looking for.”

“Lastly, we have this little beauty here.” He pushes the largest of the books over to me. “This is what we call a **Reverse Directory**. Now these other two books are nothing special. But this one here, this is something only the police have.” My greedy hands slowly reach out and touch the edge of the book.

“Look here,” he says, as he opens it up and turns it to face me. “See how it’s organized by neighborhood and block number. If you know where a person lives or where a particular business is located, you can use this book to identify what other people and places are nearby. Pretty neat, huh?” My brain is going 100 miles per hour trying to process what he’s saying as fast as I can.

“In fact,” he says, “it even lists the occupants of each apartment building. So if you can figure out what apartment someone lives in, you can use this to find their nextdoor neighbors, or to contact the doorman or maintenance guy. Don’t underestimate how useful it can be to talk to the workers – doormen, subway station attendants, shoe shiners, waitresses, you name it. They’re your eyes and ears.”

“There’s something else,” he says. “It won’t happen often but occasionally you may decide that it’s worth your while to carefully walk around a block looking for small bits of easily overlooked evidence. We call that ‘canvassing’, and the Reverse Directory will help with that too.”

“OK, now those three books are your bread and butter, but sometimes you’re going to need a map to help you figure out what’s where. That’s where this comes in – it’s a **Manhattan Map Atlas**, organized by neighborhood.” He pushes the colorful book over to me. “There’s a map for each neighborhood, arranged alphabetically, plus some extra maps at the end that you probably won’t need. You can see each block is numbered, just like in the directories. You’ll also notice some symbols indicating the locations of subway and bus stations, and police precincts. If you’re tailing someone who spots you, there’s a good bet they’ll try to lose you in the subway.”

“But remember, people are creatures of habit – most people never venture too far beyond the neighborhoods they live and work in. So if you’re trying to locate someone, focus your efforts on the neighborhoods they’re known to frequent. Or at least start there, and then when you run

CONTINUED ON NEXT PAGE

out of loose threads close to home, well, you can start pulling on the more stubborn ones. You understand?” I’m not sure I do, but I nod anyway.

“OK. Now lastly, you might find these two **Detective Guides** useful one day. This one here deals with all the different ways to travel in the city and the time it takes. It’s not easy retracing someone’s steps, but sometimes if you’re clever you can reconstruct how they got from point A to point B, and then find someone who saw them. And this guide here is a list of places useful for doing research. If you need to look up some official records, this list can be your best friend. But listen, you won’t need these two for this case – they’re for when you get to the big leagues.”


“Take a look through the books and let me know when you think you’re ready to get started.”

*[Continue to next entry...]*



## Getting ready to head out

I spend a few minutes at the desk, looking through the books and directories, until my father finally gets up and says, “OK then – I’ll leave you to it, Jack. There’s three things I need you to do for me. First, get confirmation that this guy is our robber. Second, figure out whether he was working alone or with an accomplice. And third, figure out where we can find him to pick him up. Oh, and if someone gives you a hard time, you show them this.”

 Circle **Document 2** in your case log. You have gained access to **Document 2** (Deputy Detective Note), which can be found at the back of this case book on [page 47](#).

“And Jack, if you do figure out where this guy’s at, you keep your distance. Just pick up a pay-phone and tell them to connect you to me at the number on that sheet, and we’ll go pick him up. Or call me if you get stuck.”

“Maybe he’s at home?” I say, sheepishly.

My father chuckles and ruffles my hair, then sits back down and leans over the desk to look me in the eye.

“I don’t think it’s going to be that easy, Jack. You’re going to have to get out there and get your hands dirty. Knock on a few doors, ask some questions. You understand? Check out the scene of the crime with your own eyes. Talk to witnesses. Figure out who you can trust and who’s lying to you. What do you think? You think you’re up for it?”

I look from my father back down to the books on his desk.

“Think of it like chasing down loose ends, Jack. It doesn’t really matter where you start, as long as you don’t forget to chase down all the loose ends.”

He reaches down and slides open the center drawer of his desk. “Now some guys trust their gut, but me, I trust in my notebook.” And with that he pulls out a brown leather padded notebook and puts it in front of me. “This is for you,” he says, and he taps the notebook slowly with his index finger. “Keep good notes, Jack, that’s how you solve a case. Good notes. You understand?”

“Yes sir,” I say, still not looking up from the desk.

“Good man,” he says. Then I feel his reassuring hand on my back and he’s gone, and I’m all alone with my books, trying to decide where to start.



Record the following **mandatory** event in your schedule:

- **When:** Today, day #1 (Thursday, June 10th, 1915).
- **Time:** 5 pm
- **Where to go:** [7-6143 \(p.39\)](#)
- **Mandatory:** YES.

When you meet the conditions described above, visit the lead specified.



You are now ready to start your day. On a blank case log sheet record that it is **Day 1 (Thu, Jun 10th)** and that the current time is **10 am**. Then close this case book and begin searching for leads in the directories. Don’t forget to keep an eye on your schedule for the **5 pm** event above that will trigger and lead to the conclusion of your work day.



# STOP!



Stop reading this case book now, and begin searching for leads in the directories.

Do not turn the page. You should have set an event which will trigger at the end of **day 1**, which will instruct you on what to do when the day ends.



## Evening of Day 1

I don't remember much of that evening in the summer of 1915. I think I walked in the front door and then headed straight to my room. I wanted to record my thoughts while they were still fresh in my mind, and work out plans for the next day.

I remember my mom calling me down for dinner but I asked to take mine to my room so I could keep writing. Normally she'd never stand for that – dinner was family time. But that day she said it was ok. Then later, before bed, my sister Penny came in to play me something she had just learned on her trumpet.

Maybe she was just playing scales, but my memories of that day are untrustworthy, and in my mind's eye she's playing something magical from another world.



# STOP!



Turn the page when you are ready to begin **day 2**.

*NOTE: If you've been playing for a couple of hours, now might be a good time to take a break before continuing...*





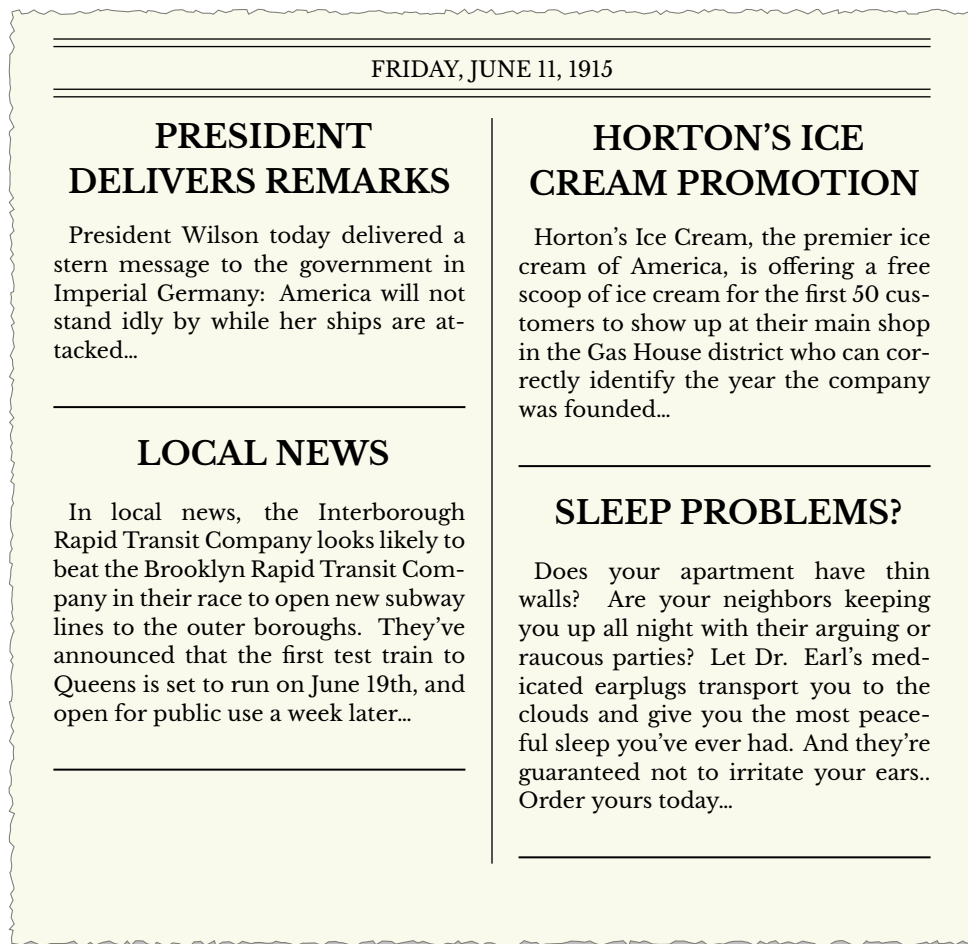
# Day Two

## Morning Crosswords

8 AM - Friday, June 11th, 1915

I barely slept last night thinking about Jacob Thomson, and how to find him. I'm out of bed at the first hint of sunlight through the window, and then into the kitchen for a bowl of cereal. Pop is still asleep, but my mother is in the kitchen, sitting at the table doing her crosswords and humming some classical music tune to herself.

I bounce down at the table, and she pushes the box of Corn Flakes from the center of the table over to my empty bowl without looking up. I pull over the newspaper and glance through the headlines and adverts...



"You're headed out to find your bad guy today, I suppose?" she asks, head down and black pen scribbling in her crosswords.

"Yes, 'mam," I say.

"I suppose your father has told you to be careful out there on your own?"

CONTINUED ON NEXT PAGE

“I’m always careful, Mom,” I say. Her head stays down, focused at the crosswords, but her pen isn’t moving and I see her eyebrows raise up. “I have my doubts,” she seems to say.

Then she pushes her crosswords aside and looks at me seriously, catching my attention and causing me to freeze with the spoon at my mouth.

“Just remember, Jack,” she says, “what your father does... It’s not a game, you know? People get hurt doing what he does. You have to take it seriously.” Then she reconsiders slightly. “I mean, yes it is a game in a way, but it’s not a game. Do you understand?”

I nod, though I’m not sure I do. Then we sit together in silence for a bit, before I put my bowl in the sink and head out the door with just enough change to ride the subway to Manhattan and back.



Record the following **mandatory** event in your schedule:

- **When:** Today, day #2 (Friday, June 11th, 1915).
- **Time:** 7 pm
- **Where to go:** [4-0250 \(p.34\)](#)
- **Mandatory:** YES.

When you meet the conditions described above, visit the lead specified.



You are now ready to start your day. On a blank case log sheet record that it is Day 2 (**Fri, Jun 11th**) and that the current time is **8 am**. Then close this case book and begin searching for leads in the directories. Don’t forget to keep an eye on your schedule for the **7 pm** event above that will trigger and lead to the conclusion of your work day.



# STOP!



Stop reading this case book now, and begin searching for leads in the directories.

Do not turn the page. You should have set an event which will trigger at the end of **day 2**, which will instruct you on what to do when the day ends.



## Evening of Day 2

It's 7 pm on Friday, June 11th, 1915 (day #2), and your case is coming to an end.

If there are still leads you wish to visit before ending the case, you may visit those leads now.

Tick 3 demerit boxes in your case log if you choose to do so. Consider yourself in overtime. In overtime there is no limit to how many leads you may visit, and time does not advance past 7 pm (ignore any instructions to do so).

When you are ready to conclude the case and answer questions, proceed to [Conclusion \(p.49\)](#).



# LEADS

## STOP!



WARNING! Do **not** read through the rest of this document like a book from beginning to end. Lead entries are meant to be read individually only when you look up a lead by its number.

Close this book now and follow rulebook instructions for looking up leads.

# 1

## 1-1978

*Tallerico and Brother Bakery  
396 Broome St, LI-20  
Time: 60 minutes*

When I show my deputy detective note to the guy behind the counter at Tallerico and Brother Bakery, I'm treated like a celebrity. He sits me down at a small stool and cuts me a big slice of sourdough bread and smears some butter on it. "Try this, kid – it's just out of the oven."

"I'm here about the robbery," I say.

"I bet you are," he says, then stands up and puts his hands behind his back and starts pacing in front of me as he tells me what happened.

"It's like this. Yesterday afternoon I was working at the counter, just like today, and this guy comes in demanding all the money in the register."

"And he had a knife?" I ask.

"No, no knife."

"Oh?"

"Yeah, he was just a young fella. I suppose I could have argued with him, but it was a slow day and we only had a couple of dollars in the till. I figured it was easier to just give it to him."

For a moment I find myself staring down at my shoes, rubbing the back of my head and lost in thought. Eventually I come back to earth, and bite into a piece of bread. "Then what happened?" I ask while chewing.

"Well, I gave him the money, of course, and off he ran."

We both look out the front door in silence, then I ask, "Which way did he run?"

"Which way did he run?" he repeats back to me. Then to himself as he continues pacing. "Which way did he run... That's a good question. South, I think."

I pull out the suspect sheet and show it to him. "And this is the guy who robbed you?"

"I didn't recognize the guy," he says. "He had a mask on." Then he remembers something. "I think he may have taken off his mask as he was running away.. There was a lady outside the bar on Mulberry.. Maybe she saw something."

I finish off the last bite of bread and thank him for his cooperation.



## 1-2708

*Hint for Marker C1 (p.60) contd.*

Maybe we could try talking to someone who could confirm their appearance?

If this hadn't already occurred to you, mark 2 demerit boxes in your case log.



## 1-7062

*Monterey Apartments Maintenance Man  
351 W. 114th St, CH-61  
Time: 30 minutes*

On the ground floor I knock on the door belonging to Marvin, the maintenance guy at the Monterey Apartments, but he can't tell me anything other than to confirm that Richard Thomsen has got long black greasy hair, and has had a guest with short brown hair staying with him recently.

 Circle Marker C1 in your case log.



# 1-9030

*The Hat Market*

*258 Manhattan Ave, CH-80*

*Time: 60 minutes*

The Hat Market in Central Harlem is a small store, not more than 15 foot square, but every inch of it is packed with hats of all types, from floor to ceiling.

“You’re asking me if I remember a guy who bought a bowler hat from us?” says the salesman.

“Hell, half the hats we sell are bowler hats. You gotta be kidding me.”



# 2

## 2-5650

*Hint for Marker A1 (p.60) contd.*

Hint: Visit the scene of the crime and try to follow up on any other witnesses that the victim thinks may have additional information. Use the reverse directory and the map to locate a nearby business of interest.

If this hadn't already occurred to you, mark 2 demerit boxes in your case log.



## 2-5808

*Little Italy News & Mags*

*185 Hester St, LI-37*

*Time: 60 minutes*

The squat middle aged guy at the newsstand tells me, never removing the cigar from his mouth, that he did see someone run by him yesterday in an unnatural hurry and jump in the passenger seat of a waiting yellow taxi cab. He says the guy had short black hair and was about 6ft, and the driver was wearing a bowler hat but had long black straggly hair underneath it.

 Circle **Marker D1** in your case log.



## 2-6479

*Phone call to Police HQ*

*Time: 60 minutes*

I find a pay phone and call the operator, and ask her to put me through to detective Sam Deverell at police headquarters. Much to my surprise, after a brief delay, she puts me through.

If you have circled in your case log **all** of the following 4 items (**Marker A1**, **Marker B1**, **Marker C1**, and **Marker D1**), you are ready to solve the case; go to [Conclusion \(p.49\)](#).

Otherwise: Pop tells me to keep searching (or I could read a hint for one of the day's required tags).



# 2-8920

*Thomson, Jacob*  
303 E. 8th St, LE-12  
Time: 60 minutes

The idea of knocking on Jacob Thomson's door fills me with dread. The whole block seems run-down and dangerous. I spend 15 minutes across the street, hoping I'll spot him leaving, and trying to work up the courage to cross the street. Finally I come up with a story in my head about looking for a lost dog, but I feel a wave of relief when no one answers the door.

As I'm about to leave, an old woman with curlers in her hair and a small poodle in her arms sticks her head out of the next door window.

"You looking for Jacob?" she asks.

"I lost my dog," I say, without thinking. She looks down at her poodle as if to check that it's hers.

"Do you know Mr. Thomson?" I ask, regaining my wits.

"Mister *Thomson*..." she says, with not a small amount of disdain, "was evicted last month. I think he went uptown to live with his cousin. Trying to avoid the law, no doubt."

"Do you know his cousin's name?" I ask.

"Don't remember his first name but I remember he said his last name was almost the same as his, only slightly different..."



# 3

## 3-1851

*Inside Horton's Ice Cream (contd. from 6-6463 on p.38)  
5 W. 47th St, TS-69  
Time: 60 minutes*

"Clever boy," she says, and steps aside so that I can enter. "I'll bet you saw that in our yellow pages ad, didn't you?"

I sit down on a stool facing the counter, my mouth watering. In my opinion, there's never a bad time for ice cream. The young lady who quizzed me on my way in has moved behind the counter, and puts both her elbows down on the counter so she can get a good look at me, her smile widening.

"How about I make you a Horton's special sundae?" she asks.

"It's free?" I ask. I figure you can never be too careful with these things.

She laughs. "Yes, it's free." Then she turns around and gets to work pulling items from jars and adding them to a silver float dish, then leans into a deep wooden barrel with a metal scoop. When she's finally done, she returns and slides in front of me what can only be described as a piece of art. Two perfectly round scoops of vanilla ice cream, covered in chocolate sauce and whip cream, and topped with nuts, cherries, and colorful items I don't recognize. She puts her elbows back down on the counter and looks at me with her wide smile and winks.

Tick 3 culture boxes in your case log.

## 3-4564

*Little Italy Cabs  
476 1/2 Broadway, LI-24  
Time: 60 minutes*

"Never heard of him, kid." says the overweight dispatcher from his perch at the Little Italy Cab depot when I ask about Jacob Thomson. "Is your guy Italian? Most of our drivers are locals to Little Italy."

"Hmm.. I don't think he lives in Little Italy." I admit. Then an idea occurs to me. "Do you think you could check if one of your cabs made a pickup near the Tallerico Bakery on Wednesday morning?"

After a brief search through his ledger he confirms that there were no pickups within several blocks of the bakery on Wednesday morning.



## 3-4870

*NYPD - Police Headquarters (7-8245 on p.40) contd.*

I ask him if the police have found the mask the robber wore and he tells me they haven't found it yet, and that I should keep my eyes open for it.



# 3-7923

*Cafe Roma*

*385 Broome St, LI-29*

*Time: 60 minutes*

Cafe Roma, whose front door is on the corner of Mulberry and Broome street, is closed. A half dozen Garbage bags are piled up on the corner waiting to be picked up.. I poke around the bags and discover a brown winter hat with holes cut out where the eyes would be.



Circle Marker E1 in your case log.



# 4

## 4-0250

*Morning Crosswords (p.23) - Scheduled event for day 2*

It's 7 pm on Friday, June 11th, 1915, and day #2, the final day of your case, is ending.

📌 The following 2 items must be found before you may end the current day:

- Marker B1
- Marker C1

Record +1 reputation in your case log for each of these items that you have already found.

If you have not yet found **both** items, resume searching for leads now until you have (using hints if needed), and consider yourself in “overtime” for the rest of the day. In overtime, time does not advance past 7 pm.

Furthermore, while in overtime, for every 2 (time advancing) leads you visit that do not result in you gaining one of these items, you must read a hint to help you find one (taking demerits for hints as normal).

When you have found **both** required items, proceed to: [Evening of Day 2 \(p.26\)](#).



## 4-0544

*Hint for Marker E1 (p.61) contd.*

Hint: Perhaps you can retrace the steps of the robbery between the time he robbed the store and was seen not wearing a mask..

☑ If this hadn't already occurred to you, mark 2 demerit boxes in your case log.



## 4-2821

*Central Cab Coordinator  
625 8th Ave, HK-70  
Time: 60 minutes*

The central taxi cab office tells me to go visit individual neighborhood taxi cab companies if I'm trying to locate a specific driver.



## 4-3500

*Yellow Taxicab Company  
25 E. Broadway, CT-30  
Time: 60 minutes*

“He doesn't drive for us.”



## 4-5360

*Yellow Cab Company  
30 Hudson St, CC-22  
Time: 60 minutes*

“He doesn't drive for us.”



## 4-5705

*Hint for Marker B1 (p.60) contd.*

Hint: If we can't get access to where our suspect might be staying, we should try to figure out where he might work. We know his profession and we know he's recently moved neighborhoods. Maybe we can figure out where he's been working most recently..

☑ If this hadn't already occurred to you, mark 2 demerit boxes in your case log.



## 4-5833

*Hint for Marker D1 (p.60) contd.*

Hint: Have we fully retraced the escape route of the robber? Use the map and the Reverse Directory to identify the last moments of his getaway.

If this hadn't already occurred to you, mark **2** demerit boxes in your case log.



## 4-9971

*Hint for Marker C1 (p.60) contd.*

Hint: Neighbors are always good sources of information, but don't overlook apartment building doormen or maintenance workers as well – they often know all the scuttlebutt.

If this hadn't already occurred to you, mark **3** demerit boxes in your case log.



# 5

## 5-1068

*Billups, J. - Apt. 2c*  
*351 W. 114th St, CH-61 (apt. 2c)*

I knock on the door but there's no answer.



## 5-1290

*Ivanov, E. Apt 2e*  
*351 W. 114th St, CH-61 (apt. 2e)*  
Time: **30 minutes**

I knock on the door of 2e, and I see a flash of light from the peephole, then a pause. The door opens and I see the shape of a bearded old man in the shadows.

"In, in," he says.

I step into the dark hallway, and my nose twists at the smell of sweat and stale air. "Is about the robbers?" he asks me without prompting.

"What do you know about the robbery?" I ask.

"Walls very thin. Like paper. I hearded them – next door – apartment 2d. They robberies someone, yes?"

"What did you hear?" I ask.

"I hearded the man next door and his friend, talking about robbing store."

"Both of them?"

"Yes, both," he says. "Bad men, both."

"Can you tell me about the men in 2d, what do they look like?"

"Ask Marvin, downstairs. I stay inside. Not see, only hear. Bad voices. Bad men."

"What about now?" I ask. "Are they still there next door?"

"Only one man there now. Other man left and not come back."

And with that he ushers me out the door.

 **Circle Marker C1** in your case log.



## 5-7469

*Hint for Marker C1 (p.60) contd.*

Hint: If we have a physical description of an accomplice, our next step would be to get confirmation of someone who matches that description.

If this hadn't already occurred to you, mark 2 demerit boxes in your case log.



## 5-8755

*Mulberry Street Bar  
176 Mulberry St, LI-29  
Time: 60 minutes*

All eyes turn to me as I push through the swinging door at the Mulberry Street Bar. Well, there's only one guy in the place, a tiny old man hunched over a small dirty-looking glass of brown liquid. There's a rather plump woman in long pants and an oversized long-sleeve white shirt wiping down a table near the entrance.

"What can I get you?" she asks, without skipping a beat. I look up at the chalkboard above the bar for a moment as if I'm thinking about what I want to drink. Then I remember why I'm here.

"I'm investigating the robbery that happened at the Bakery yesterday."

"Are you now?" she says, looking me over.

"Yes 'mam. I understand you may have gotten a look at the bad guy."

"Sure did," she says. "It was Jacob."

"Are you quite sure?"

"Oh yes, he was a regular. I was outside the bar when he came running by and practically ran me over."

"Jacob Thomson?"

"Yep, that's the one."

"And then what happened?" I ask.

"He was running pretty fast. Turned left at the corner of Hester at the news stand, and he was gone."

"He wasn't wearing a mask?" I ask.

"Nope, no mask.." she says.

"Well, was he carrying the mask?" I ask.

She thinks for a moment and seems unsure of herself when she finally answers – "I don't think so.. He was running pretty fast and his arms were swinging" – she demonstrates running in place – "I think I would have noticed if he had something in his hands."

 Circle Marker A1 in your case log.



# 6

## 6-2532

*Records on Horton's Ice Cream*  
*Time: 60 minutes*

After some effort I manage to find someone who can look up the founding date of Horton's Ice Cream: 1851.



## 6-5810

*NYC Department of Finance*  
*52 Centre St, CC-17*  
*Time: 60 minutes*

- If it is **day 2 (Fri Jun 11)**: Go to [6-2532 \(p.38\)](#)
- Otherwise: I waste an hour looking for information relevant to my case and then leave.



## 6-6463

*Horton's Ice Cream*  
*205 E. 24th St, GD-11*  
*Time: 60 minutes*



I manage to find my way through the hazy air in the Gas House district to Horton's Ice Cream shop on 24th Street. There's a small hand-painted sign hanging above the entrance, and through the large glass window I can see rows on rows of ice cream toppings in tall glass jars – nuts of every variety, and candy sprinkles in a dozen different colors. A young woman in the doorway in an old-fashioned dress smiles widely as she sees me approach.

“Are you here for the free ice cream? Can you tell me when Horton's was founded?”

[If you know the year it was founded, go to lead “**3-XXXX**” where XXXX is the year of the founding, or come back when you do.]



# 7

## 7-0031

*Porta, M - Apt. 2b  
351 W. 114th St, CH-61 (apt. 2b)*

I knock on the door but there's no answer.



## 7-3019

*Scheier, N. - Apt. 2a  
351 W. 114th St, CH-61 (apt. 2a)*

I knock on the door but there's no answer.



## 7-4111

*NYPD - Police Headquarters (7-8245 on p.40) contd.*

Pop listens to me as I explain what I've done so far and where I'm stuck. If I've found all of day 1's required items, I could just call it a night and start fresh tomorrow, or I could read a hint for one of my required tags.



## 7-5502

*Central Harlem Yellow Cab  
81 W. 115th St, CH-60  
Time: 60 minutes*

"Yeah, Jacob drives for us," says the middle aged balding man with massive coke bottle glasses who is standing outside of the 115th Street depot with a cane in hand. "Him and his cousin Richard. They're off today, but they'll both be in on Monday morning at 9am to pick up their paychecks."


 Circle Marker B1 in your case log.



## 7-6143

*Getting ready to head out (p.17) - Scheduled event for day 1*

It's 5 pm on Thursday, June 10th, 1915, and day #1 is ending.

 The following 2 items must be found before you may end the current day:

- Marker A1
- Marker D1

Record +1 reputation in your case log for each of these items that you have already found.

If you have not yet found **both** items, resume searching for leads now until you have (using hints if needed), and consider yourself in "overtime" for the rest of the day.

In overtime, time continues to advance, and you have until 11pm to find **both** items, at which point you must stop searching and read all of the hints for items you have not found.

When you have found **both** required items, proceed to: [Evening of Day 1 \(p.20\)](#).



## 7-6392

NYPD - Police Headquarters (7-8245 on p.40) contd.

Pop listens to me as I explain what I've done so far and where I'm stuck, and tells me I don't have much time left before he'll have to send out one of the other detectives. I plead with him to let me finish the job, and hurry back downstairs. If I'm stuck I can always read a hint for one of the day's required tags.



## 7-8245

NYPD - Police Headquarters  
240 Centre St, LI-27

No one seems to pay me much mind as I walk through the big wooden doors at 240 Centre Street and head up to the 2nd floor. I find my father sitting at his desk, reading the paper and smoking his pipe. He looks up as I approach him.

"How are you doing, Jack? Solved the case yet?"

If you have **not** circled **Marker E1** in your case log, go to [3-4870 \(p.32\)](#).

Otherwise, if you have circled in your case log **all** of the following 4 items (**Marker A1**, **Marker B1**, **Marker C1**, and **Marker D1**), you are ready to solve the case, go to [Conclusion \(p.49\)](#).

Otherwise, if it is **day 1 (Thu Jun 10)**, go to [7-4111 \(p.39\)](#).

Otherwise, if it is **day 2 (Fri Jun 11)**, go to [7-6392 \(p.40\)](#).



## 7-8927

Thomsen, R.  
351 W. 114th St, CH-61 (apt. 2d)  
Time: 60 minutes

The Monterey Apartments building is a short little structure, just two stories tall, with no doorman in sight, and open to the street. The sidewalk is bustling with activity, and I hear strange discordant notes of music from some place nearby that I can't quite wrap my head around. I walk past the maintenance guy's apartment on the ground floor and head upstairs to apartment 2d. After a long while the door creaks open, but only a few inches wide.

"Yeah?" says the thin voice from behind the door.

"I'm looking for my dog," I say, a bit unsure of myself.

"Haven't got a dog," says the man.

"Is Jacob Thomson there?" I ask, without skipping a beat. There's a long pause.

"Is that your dog's name?" he asks.

"No... But Mr. Thomson might have seen my dog, he went missing down on 8th Street."

"You're a long way from 8th Street, kid," says the voice without a face. "I ain't seen Jacob in weeks. Go back to your own neighborhood, kid, you don't belong uptown." And with that he closes the door, and I hear it lock.



## 7-9760

Hint for Marker E1 (p.61) contd.

Hint: Don't forget about the special Canvas action that can be taken (see Reverse Directory).

If this hadn't already occurred to you, mark **2** demerit boxes in your case log.



# 8

## 8-0150

*Canvas Block LI-20*  
*Time: 60 minutes*

I carefully walk around the block but find nothing of interest.



## 8-1469

*Hint for Marker C1 (p.60) contd.*

Hint: The doorman/maintenance worker of an apartment building can be visited by going to the main entry under the name of the Apartment building in any of the directories. And remember, if you know someone who lives in an apartment building you can also find a list of their neighbors in the Reverse directory.

If this hadn't already occurred to you, mark I demerit box in your case log.



## 8-3848

*Canvas Block LI-29*  
*Time: 60 minutes*

I carefully walk around the block looking for anything out of the ordinary. I retrace the route from the Tallerico bakery and the Mulberry St. Bar, almost tripping over the piled up garbage bags in front of the cafe on the corner of Broom st.



## 8-5257

*Building Permits & Construction Records*  
*11 Park Pl, CC-51*  
*Time: 60 minutes*

- If it is day 2 (Fri Jun 11): Go to [6-2532 \(p.38\)](#)
- Otherwise: I waste an hour looking for information relevant to my case and then leave.



## 8-5893

*Canvas Block LI-28*  
*Time: 60 minutes*

I carefully walk around the block but find nothing of interest.



## 8-6011

*Harris, A. - Apt. 2f*  
*351 W. 114th St, CH-61 (apt. 2f)*

I knock on the door but there's no answer.



## 8-8699

*City Wheels Taxi*  
*403 E. 8th St, LE-13*  
*Time: 60 minutes*

"Jacob in trouble again, is he?" says the skinny mustachioed guy working the desk in the City Wheels front office.

"Yes sir," I say. "He's wanted for robbery. Or he's a witness to a robbery."

"Well, I can't help you, kid. He used to work for us, but last I heard he moved in with his cousin Richard up in Harlem. He's a cabbie too. But let the police handle it, kid – Harlem's no place for you."





# DOCUMENTS

**STOP!**



Do **not** access the documents section unless directed to retrieve a specific document.



## Document 1

*Memo sheet on Jacob Thomson, from [Manhattan Police Headquarters, 240 Centre St, 2nd floor \(p.15\)](#)*

Name: Jacob Thomson

Age: 18-20(?)

Race: Caucasian

Occupation: Taxi Cab Driver(?)

On the afternoon of Wednesday, June 9th, suspect was seen by witnesses running from the Tallerico bakery in Little Italy, which had just been robbed. Suspect description by bakery owners was unclear.

No answer to knocking on door of suspect's last known home address, but someone identifying themselves as Thomson called in to Police Headquarters Wednesday evening at 8pm, and agreed to come in for a sitdown interview on Thursday, June 10th, at 8am.



## Document 2

*Deputy Detective Note, from [Getting ready to head out \(p.17\)](#)*

The bearer of this note, Jack Deverell, has been deputized as a Junior Detective of the New York City Police Department.

Your cooperation is appreciated.

NYPD Homicide Department

Detective Sam Deverell, [2-6479](#)

240 Centre Street



# END

## Conclusion

You are about to read the final questions for this case. Proceed only when you are ready to end your investigation.

## STOP!



Proceed only when you are ready to answer questions.



## Questions

**Q1. Who is the robber and what is your evidence against them?**

---

---

---

---

**Q2. Was anyone else an accessory to the crime? If so, who and how do you know?**

---

---

---

---

**Q3. Where and when can the suspect(s) be apprehended?**

---

---

---

---

**Q4. What specific crime should be charged (list any aggravating qualifications such as physical harm, threats of violence, use of weapons, etc.)?**

---

---

---

---

**Q5. Did you find the mask?**

---

---

*CONTINUED ON NEXT PAGE*



## Solving the case back at Police HQ

Late on Friday afternoon I make my way up the stone steps of 240 Centre Street and walk through the large archway into police headquarters. My thoughts are calm and the building feels more orderly today, less chaotic. The clamor of activity feels somehow more natural today than it did only a couple of days ago. I head up the stairs to the Homicide department and then start over to my father's office. He's sitting at his desk watching me as I approach.

"Got it all figured out, huh?" he says.

"Yes sir, I think so, sir," I say.

"OK, let's hear it," he says, and gestures to the chair in front of his desk. I sit down in the chair but before I can start talking, he puts his hand up to stop me.

"Hold on a second..." he says, then turns around behind him and calls out to the rest of the floor.

"Alphonse, come in and listen to this. Jimmy! Mary! Bring a chair over!" And before I know it his office is crowded with detectives, beat cops, and secretaries.

Suddenly my inner calm has vanished, and I feel my stomach starting to twist in knots. But I don't have time to worry about it for too long before my father is telling me to "start from the beginning."

And so I do. I tell them how I spent the last two days searching for Jacob Thomson, who I talked to, and what I learned. I tell them about the eyewitnesses, the weird old neighbor, and the strange sounds of Harlem. The room is quiet while I'm talking, which I don't realize until I finish my story, then the silence feels deafening. Up till now my father's face has been expressionless, but it suddenly breaks into a wide grin.

"Hot damn!" he says. And all of a sudden the entire room breaks out into raucous exclamations and clapping. In a split second there's hands slapping me on the back and tousling my hair. Alphonse, my father's partner, standing easily over 6 foot, clasps his hand down on the back of my neck and nearly knocks me out of my chair. "You did good, kid," he says. Then the questions start coming from all angles. "Were you scared? Did you catch anyone lying to you? What did the bartender look like? How'd you figure out who was the getaway driver?"

When the attention finally wanes, everyone slowly files out of my father's office, and I can see he's leaning back in his chair with a look I've not seen before, and won't see much in the years that follow. A look that I guess is pride.

"You feel like an egg cream?" he asks, and I nod. "OK, get your jacket. We'll pick up some seltzer and syrup on the way home, and you can tell your mom and sister all about it..."



## Epilogue - Brooklyn Heights 1935

I'm back in 1935, standing over my kitchen table with the empty glass of whiskey in my hand. Back up on the step stool, and back goes the bottle and the unwashed glass alongside it.

That night in 1915, the two of us arrived home like returning heroes. We all gathered around the kitchen table, and my mother Margaret beamed as she brought over four tall glasses. Then Pop made us all his patented egg cream sodas, and my mother and sister listened with rapt attention,

*CONTINUED ON NEXT PAGE*

for long trance-like minutes, to my story of how I solved the case of Jacob Thomson and the Bakery Robbery.

And I remember, at the end of my story, looking up at my mother for her approval, and seeing the wide smile on her face. But then she turned serious, and when she finally spoke she asked me something I didn't quite know how to answer.. She said, "What did you learn, Jack?" But before I could think what to say, the moment was gone and we were back to drinking our egg creams and laughing.

That evening my father came to say good night, and I asked him what would happen to Jacob Thomson now.

"What do **you** think should happen to him, Jack?" he asked.

I thought for a long while, and then I guess he decided maybe it was better if I didn't answer that.

"Oh, he'll be OK, Jack," he said, and he put his hand on my cheek. "He's not a bad guy. He just made a mistake. I knew his mother... Promised her I'd keep an eye out on him when she passed. He's harmless." My father must have seen my eyes get wide. "I'm sorry I told you he had a knife," he says, "I just wanted you to keep your distance. But he's a good kid, he'll be alright."

There's a long pause then, before he gets up and goes to turn off the light in my room and looks back over to me. "Maybe tomorrow you and I will go have a talk with him, and he can tell you his side of the story." Then he turns off the light, and I'm left alone with my thoughts.



# Final Scoring

Calculate your final score by assessing how well you answered each question, assigning partial credit as you see fit.

- Q1. Max score of 25: \_\_\_\_\_

Jacob Thomson was the robber. He was confidently identified by the bartender woman at the Mulberry Street Bar, who witnessed him fleeing the scene.

- Q2. Max score of 25: \_\_\_\_\_

His cousin Richard Thomsen was an accessory getaway driver. Circumstantial evidence for this relies on matching the description of the getaway driver provided by the newspaper stand guy with the description of Richard from the maintenance man at his building. Give yourself full credit if you visited both Richard’s neighbor and the Monterey Apartments maintenance man , and connected the visual description given by the news stand guy of the getaway driver’s long black straggly hair with the similar description of Richard given by the maintenance man.

- Q3. Max score of 25: \_\_\_\_\_

Jacob had been staying with his cousin Richard at the Monterey Apartments, but his current whereabouts are unknown. The neighbor tells us that Jacob is **not** currently in the apartment. However, both Jacob and Richard are expected to be at Central Harlem Yellow Cab offices on Monday morning at 9am to pick up their paychecks. They’re unlikely to skip that, so this would be the best opportunity to apprehend them. If you said to arrest them at the apartment, give yourself a few points of partial credit.

- Q4. Max score of 25: \_\_\_\_\_

According to the Tallerico bakery owner who was robbed, there was no weapon used in the crime, so “Armed Robbery” would not be appropriate. A charge of simple/unarmed robbery is more appropriate.

- Q5. Max score of 10: \_\_\_\_\_

The mask can be found laying on the garbage bags in front of Cafe Roma, which sits between the bakery and the Mulberry St. Bar.

- Subtract 1 point for each demerit you have ticked ..... \_\_\_\_\_
- Subtract 5 points for each day you were forced into overtime ..... \_\_\_\_\_
- Add 1 point for each reputation you have ticked ..... \_\_\_\_\_
- Add 5 points for each culture you have ticked ..... \_\_\_\_\_



## Behind the Scenes: Postscript from the Author

The first case I wrote for New York Noir, *The Wrong Book*, is a long hard case that throws players into the deep end over the course of a full 3 day case. It takes 4+ hours to play.

The idea behind “The Past is a Crooked Game” was to create a short tutorial game that would introduce new players to the world of New York Noir and teach them the basic mechanics of the game. A secondary goal was to have a demonstration case that could be used to teach new authors how to write their own case using the Casebook language.

It’s not meant to be a particularly deep case. But I did want to take the opportunity to introduce players to the protagonist from the main campaign, Jack Deverell. So in this story, you get a flashback to one of Jack’s earliest memories – his 14th birthday – when his father Sam, a well respected homicide cop, asks Jack to try to solve a crime on his own. Jack’s relationship with his father, and the police department, is a complicated one, but players should get a sense for how influential this episode must have been in Jack’s childhood. In the rest of the campaign you will follow Jack’s career over many decades, from his start in the police department to his last days as a freelance P.I.

I realize it’s a bit hard to swallow the idea of a 13-year-old boy being sent out to traipse around the city trying to track down a dangerous armed robber. Initially my idea was that the father had created a “pretend” case for the son’s birthday, like a scavenger hunt, with planted clues. But that seemed even more unlikely. In the end, what I came up with is that the father sends him after a suspect who he knows is quite harmless, and only “pretends” that he might be an armed robber. Readers might still have a hard time believing a 13-year-old would be set off on his own to question witnesses and investigate a crime, but things were different back then and kids grew up fast in New York City.



## Full Walkthrough

Here's one way an experienced detective might have solved the case:

### Turn 1: Visit the scene of the crime (1-1978: Tallerico and Brother Bakery)

From the suspect sheet we are told the name of the store that was robbed, the Tallerico and Brother Baker in Little Italy. We could look that up in the White pages by name, under Tallerico, or by using the Yellow pages to find Bakeries.

The worker there tells us a few things of note. He tells us the direction the robber fled, he tells us the guy was NOT armed (contrary to what our father told us at the start), and he tells us that the bartender down the street got a look at him.

### Turn 2: Visit the Mulberry Street Bar (5-8755)

We can look up bars in the Yellow pages, and look for any in Little Italy that are nearby the bakery, or we can use the Reverse directory and a map of Little Italy to look for buildings along the suspects escape route to find any bars or taverns. Either way we are led to the Mulberry Street Bar. There we get a strong eyewitness confirmation that our robber is indeed Jacob Thomson. This gets us our first marker, **Marker A1** (confirmation of the identity of the robber). The bartender also tells us where he continued running, that he turned left at the corner of Hester at a news stand.

**Optional: Canvas the block LI-29 and visit Cafe Roma (3-7923) to find the mask for bonus points.**

### Turn 3: Visit the news stand where he was seen running (2-5808 Little Italy News & Mags)

We recreate Jacob's escape route using the Map of Little Italy in conjunction with the Reverse directory to quickly locate the news stand on the corner of Hester and Mulberry, on block #36, or use the Yellow pages to look up news stands and then filter by those in Little Italy. At the Little Italy News & Mags we get eyewitness testimony that he hopped in the passenger seat of a waiting cab, and a visual description of the cab driver (long black stringy hair). This gives us our second marker, **Marker D1**, representing confirmation that Jacob had an accomplice, and his visual description.

### Turn 4: Visit the home of Jacob Thomson (2-8920: Thomson, Jacob)

Having finished with the scene of the crime we use the White pages to visit to Jacob's last known address. Unsurprisingly, he's not home, but we learn from a neighbor he has been evicted and is probably living "uptown" with his cousin who has a similar last name. If we look in the White pages for a similar last name, there are some viable candidates for his cousin's address, but for now we'll put that off and visit some more obvious leads and try to narrow things down before we waste time knocking on doors.

### Turn 5: Visit the cab company in the Lower East Side (8-8699: City Wheels Taxi)

From his suspect sheet we believe Jacob may be employed as a cab driver. We could stop by the taxicab company in Little Italy, but he lives in the Lower East side neighborhood, so that's a more likely place for him to work. We look up Taxicabs in the yellow pages and find that City Wheels Taxi operates out of the Lower East Side. A visit there fills in some of the gaps in our knowledge: Jacob's cousin is in Harlem, his first name is Richard, and he's also a cabbie. Could he be the accomplice? We don't have enough proof yet to say that but we have our suspicions.

*CONTINUED ON NEXT PAGE*

#### **Turn 6: Visit cousin Richard in Harlem (7-8927 Thomsen, R)**

Knowing that his cousin lives in Harlem (which is indeed uptown) and that he has a name similar to Thomson, but slightly different, we find one good candidate in the White pages, “Thomsen, R.” who lives in the Monterey Apartments in apartment 2d. When we knock on his door we meet a suspicious fellow but unfortunately we don’t get a good look at him and he’s not very talkative.

#### **Turn 7: Visit Richard Tomsen’s neighbors**

Richard’s not very cooperative, but he lives in an apartment building, like many of the residents of Manhattan, so we can talk to his neighbors. Using the Reverse directory we knock on the doors on either side of 2d. We get lucky with Ivanov, E. in Apt 2e (5-1290), a recluse who has a habit of listening to the walls. He gives us a bunch of useful information, including confirmation that both Jacob and Richard were in on the robbery, and that Jacob has left and not come back. That Jacob has not been back to the apartment is a detail we will want to remember when it comes time to answering final questions. This lead gets us marker **Marker C1**, confirmation that cousin Richard is almost certainly an accessory to the crime.

#### **Turn 8: Visit the maintenance man at Monterey Apartments (1-7062)**

For good measure we stop by the maintenance man’s apartment, which can be found in the Reverse directory under Monterey Apartments (it’s the root number under the Apartment building listing, which is used to contact the doorman or maintenance man). We get confirmation that cousin Richard’s appearance matches that of the getaway driver, another way for us to get marker **Marker C1** and further evidence against Richard.

#### **Turn 9: Visit Central Harlem Yellow Cab (7-5502)**

We still don’t know where to tell the cops to find Jacob to arrest him. We might suspect he is in the apartment with Richard, but the neighbor told us he left a while ago and hasn’t been back since. However, we do remember the City Wheels taxicab company told us that Jacob may have taken a job driving taxis up in Harlem when he went to stay with his cousin. So we look up taxi cab companies in Harlem, and stop by Central Harlem Yellow Cab. Sure enough, we’re told not only do Richard and Jacob work there, but the two of them will be in on Monday morning at 9am to pick up their paychecks. You can bet Jacob is not going to miss that. This gets us our final required marker, **Marker B1**, which represents the information we need to tell the police where to nab him. And with that we’re ready to answer questions.

#### **Turn 10: Horton’s Ice Cream (6-6463)**

Before we wrap up the case, we noticed in the paper that Horton’s Ice Cream is giving away free scoops to the first kids who can guess the year they were founded. We can look up the address of Horton’s Ice Cream using the White pages or Yellow pages, but how do we figure out what year the company was founded? There are two ways. First, we might spot that they put an advert in the Yellow pages stating their year of founding. Alternatively, we could use our Detective’s Research guide to identify places to conduct useful research. Both (8-5257 Building Permits & Construction Records) and (6-5810 - NYC Department of Finance) could look up the information we need.





# HINTS

## STOP!



Do **not** access the hints section except when looking up a specific hint from the table of contents at the start of this case book.

## Hint for Marker A1

*(must be found by end of day 1)*

See if you can figure out how to confirm the identity of the robber.

If this information is helpful, mark **2** demerit boxes in your case log.

For another hint, go to [2-5650 \(p.30\)](#).

---

If you still need help, as a last resort  **Tick 3 demerit boxes in your case log**, then visit the following lead where this item is obtained:

- [5-8755 on p.37](#)



## Hint for Marker B1

*(must be found by end of day 2)*

We still need to figure out where and when the police can catch the suspect. We don't want to just bust down a door on a hunch.

If this information is helpful, mark **2** demerit boxes in your case log.

For another hint, go to [4-5705 \(p.34\)](#).

---

If you still need help, as a last resort  **Tick 3 demerit boxes in your case log**, then visit the following lead where this item is obtained:

- [7-5502 on p.39](#)



## Hint for Marker C1

*(must be found by end of day 2)*

We may have our suspicions about an accomplice, but we need more proof of his identity.

If this information is helpful, mark **2** demerit boxes in your case log.

For another hint, go to [5-7469 \(p.37\)](#).

For another hint, go to [1-2708 \(p.28\)](#).

For another hint, go to [4-9971 \(p.35\)](#).

For another hint, go to [8-1469 \(p.41\)](#).

---

If you still need help, as a last resort  **Tick 3 demerit boxes in your case log**, then visit one or more of the following leads where this item is obtained:

- [1-7062 on p.28](#)
- [5-1290 on p.36](#)



## Hint for Marker D1

*(must be found by end of day 1)*

Whenever we have a criminal escaping from a crime scene, we should try to retrace his steps as far as possible. We might be able to figure out how he made his getaway and whether he had assistance...

If this information is helpful, mark **2** demerit boxes in your case log.

For another hint, go to [4-5833 \(p.35\)](#).

---

If you still need help, as a last resort  **Tick 3 demerit boxes in your case log**, then visit the following lead where this item is obtained:

- [2-5808 on p.30](#)



## Hint for Marker E1

Have you found the mask worn by the culprit?

For another hint, go to [4-0544 \(p.34\)](#).

For another hint, go to [7-9760 \(p.40\)](#).

---

If you still need help, as a last resort  **Tick 3 demerit boxes in your case log**, then visit the following lead where this item is obtained:

- [3-7923 on p.33](#)



## Horton's Ice Cream

It's not uncommon for businesses to mention the date of their founding in yellow page advertisements. Alternatively you might be able to look up the date directly from city building permits or property tax records.

**If this information is helpful, mark 2 demerit boxes in your case log.**



## Help I'm Lost

If you're at a loss for what to do, here are some suggestions:

- Visit one of your contacts (see list at start of casebook); your old chief in particular frequently has good advice.
- Check the previous day's introductions, make sure you didn't break the game by forgetting to trigger an evening event.
- Check the previous day's newspapers and look for places to visit.
- Advance the current time to the day's evening event and read about any required markers.

- If you can't figure out how to find a marker, read a hint for that marker (the first hint will just give you a little nudge).
- Remember that you can Canvas blocks to look for evidence; use the Reverse Directory to find the lead# associated with canvassing a block.
- Remember that you can lookup apartment buildings in the Reverse Directory to find neighbors and apartment building doormen.
- Remember to think about transportation: Subway stations are commonplace and generally run North-South; busses run crosstown East-West on a single avenue; each neighborhood has their own cab company.
- Try re-examining documents that you have previously gained access to, maybe there is a clue in one.
- Try re-reading leads to see if you missed something, and to make sure you didn't forget to revisit a lead that has changed between days.
- The rulebook has more FAQ items that may help you.

